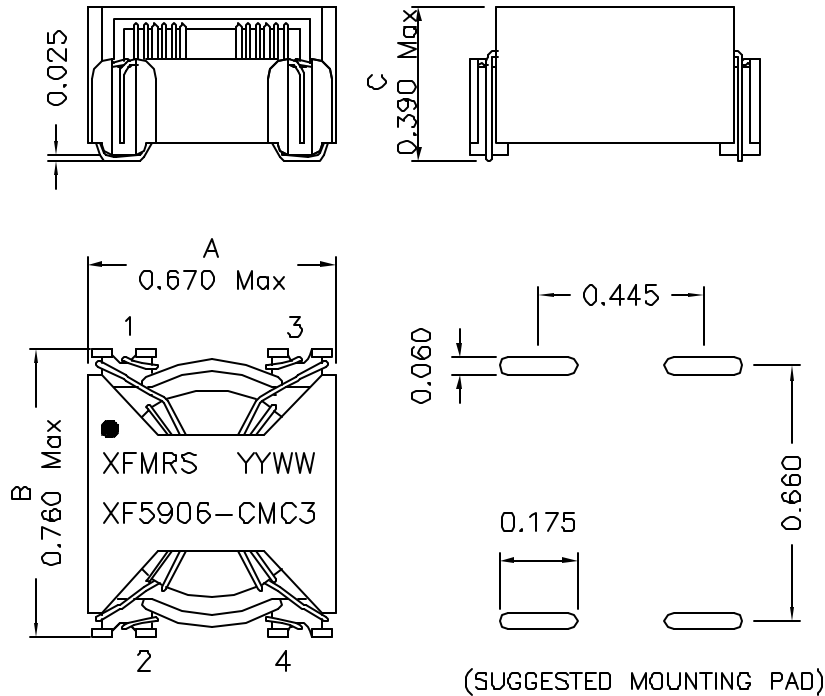
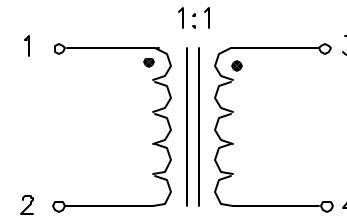


1. Mechanical Dimensions:



2. Schematic:



3. Electrical Specification:

Turns Ratio: 1:1

OCL: Pins 1-2 0.590mH±25% @10KHz 1.0V

OCL: Pins 1-2 0.3mH Min @10KHz 1.0V, -40°C

Q: Pins 1-2 6 Min @10KHz 1.0V

LL: Pins 1-2 3.0uH Min @10KHz 1.0V

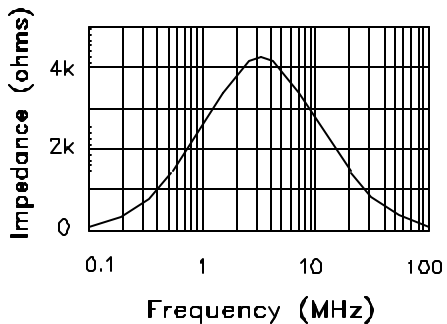
DCR: Pins 1-2 0.020 OHMS MAX

Rated Current (For 55°C Rise): 5.6 A

Notes:

1. Solderability: Leads shall meet MIL-STD-202G, Method 208H for solderability.
2. Flammability: UL94V-0
3. ASTM oxygen index: > 28%
4. Insulation System: Class F 155°C, UL file E151558
5. All listed parameters are to be within tolerance from -40°C to +120°C unless otherwise noted
6. Storage Temperature Range: -55°C to +125°C
7. Aqueous wash compatible
8. SMD Lead Coplanarity: ±0.004"(0.102mm)
9. Electrical and mechanical specifications 100% tested
10. RoHS Compliant Component

Impedance Curves



DOC. REV A/6

XFMRs Inc www.XFMRs.com	Title: Common Mode Choke		
	UNLESS OTHERWISE SPECIFIED TOLERANCES: .xxx ±0.010 INCH Dimensions in INCH		P/N: XF5906-CMC3 REV. A
SHEET 1 OF 1	DWN.	Juan Mao	Jun-13-08
	CHK.	YK Liao	Jun-13-08
APP.	BW	Jun-13-08	